

CIFO PUBLIC COMPLAINT STATISTICS - Q2 2018

These statistics cover the work of the Channel Islands Financial Ombudsman (CIFO) for the three months ended 30 June 2018 (Q2 2018)

CIFO is the joint operation of two statutory ombudsman roles, established in law by the Financial Services Ombudsman (Jersey) Law 2014 and the Financial Services Ombudsman (Bailiwick of Guernsey) Law, 2014. The primary role of CIFO is to resolve complaints about financial services provided in or from Jersey, Guernsey, Alderney and Sark (collectively the Channel Islands).

The legislation sets out CIFO's 'mandate' – in particular, the types of financial services that can be complained about, the type of complainant that may use the service and the time limits that apply. Complaints may also be outside of CIFO's mandate for reasons that include if the matter has already or is being considered in another forum such as a court or if the complainant has not suffered any compensatable loss.

I: ANALYSIS OF COMPLAINTS

This section provides information concerning complaints, which are all complaints which have been received whether they are ultimately deemed within CIFO's mandate or not.

Period Analysis (Q2 2018)	
Complaints on hand at start of the period	261
Complaints opened during the period	95
Complaints closed during the period	85
Net change in number of complaints on hand	+10
Complaints on hand at the end of the period	271

Cumulative Analysis (2018 Year to Date)	
Complaints on hand at start of 2018	248
Total Complaints Received	217
Total Complaints Closed	194
Complaints on hand at the end of the period	271

Q2 COMPLAINT HIGHLIGHTS

Of the 85 closed in Q2 2018

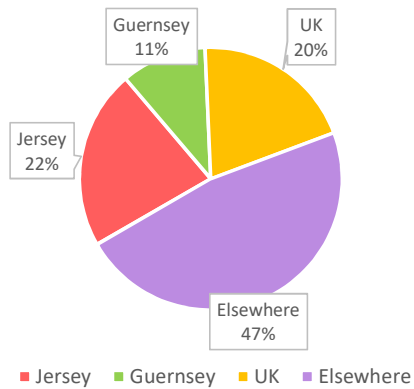
- 55% (47) could not be dealt with as they were outside the scope of CIFO's mandate as set by law;
- 7% (6) were determined by the Ombudsman;
- 26% (22) were successfully mediated by case handlers;
- 12% (10) were withdrawn by the complainant after coming to CIFO.

Of the 47 out-of-mandate complaints:

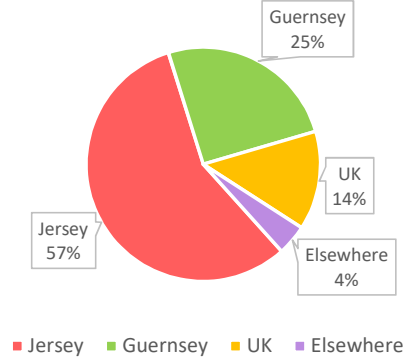
- 28% (13) were brought to CIFO prematurely;
- 11% (5) were in relation to complaints that were too old;
- 13% (6) were about events before the start date set by law (1 January 2010 for Jersey and 2 July 2013 for Guernsey, Alderney and Sark);
- 15% (7) related to financial services that are excluded by law from CIFO's mandate;
- 36% (17) related to financial services that were not provided in or from the Channel Islands;
- 2% (1) were brought to CIFO by ineligible complainants;
- 13% (6) was out-of-mandate for other reasons.

^[1] Please note some complaints may have been out of mandate for more than one reason.

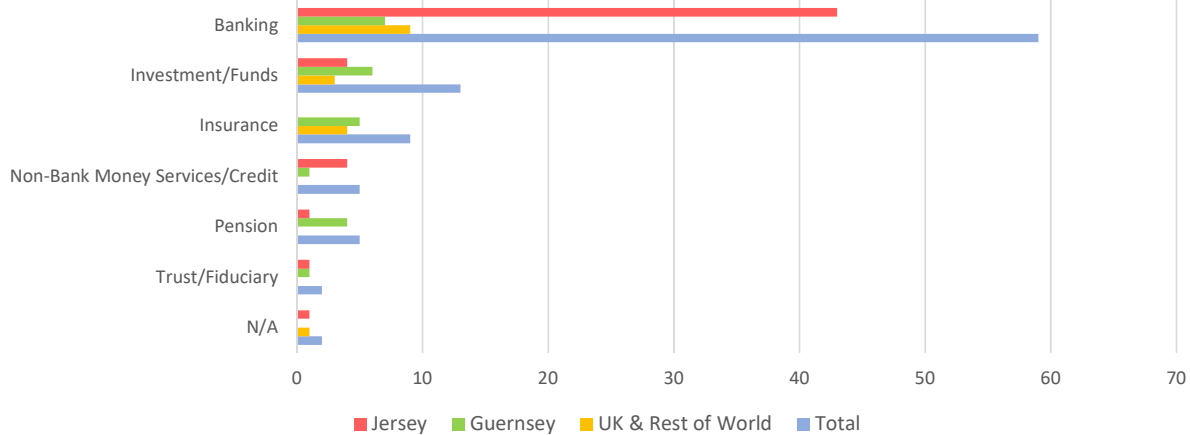
Q2 Complaints - Location of Complainants



Q2 Complaints - Location from where the financial services were provided



Q2 Complaints - Sector of business activity

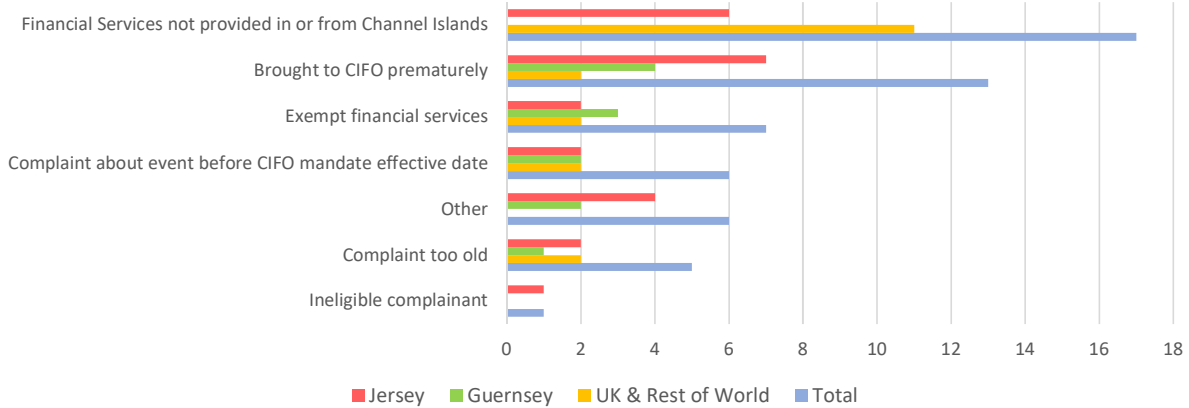


Reasons for the 47 complaints that were out of mandate (OOM)

Reason	Jersey		Guernsey		UK & Rest of World		Total	
	Number	% of Total	Number	% of Total	Number	% of Total	Number	% of Total
Brought to CIFO prematurely	7	29%	4	33%	2	11%	13	24%
Complaint too old	2	8%	1	8%	2	11%	5	9%
Financial Services not provided in or from Channel Islands	6	25%	0	0%	11	58%	17	31%
Exempt financial services	2	8%	3	25%	2	11%	7	13%
Complaint about event before CIFO mandate effective date	2	8%	2	17%	2	11%	6	11%
Ineligible complainant	1	4%	0	0%	0	0%	1	2%
Other	4	17%	2	17%	0	0%	6	11%
Total reasons	24	100%	12	100%	19	100%	55	100%

*Please note that some complaints may have been out of mandate for more than one reason

Q2 Complaints - Why complaints did not become cases



Closed Complaints by Outcome		
Complaint out of CIFO's mandate	47	55%
Complaint withdrawn by complainant after coming to CIFO	10	12%
Case Files Mediated in Favour of Complainant	15	18%
- Compensation less than FSP offer	0	
- Compensation the same as FSP offer	8	
- Compensation more than FSP offer	7	
Case Files Mediated in Favour of FSP	7	8%
Cse Files Determined in Favour of Complainant	4	5%
- Compensation less than FSP offer	0	
- Compensation the same as FSP offer	1	
- Compensation more than FSP offer	3	
Case Files Determined in Favour of FSP	2	2%
Total Closed Complaints	85	100%

Type of Complainant - Complaints Opened in Period		
Type	Number	Percentage
Individual (Consumer)	88	93%
Individual (Trustee)	3	3%
Other	0	0%
Microenterprise	3	3%
Charity	1	1%
Total	95	100%

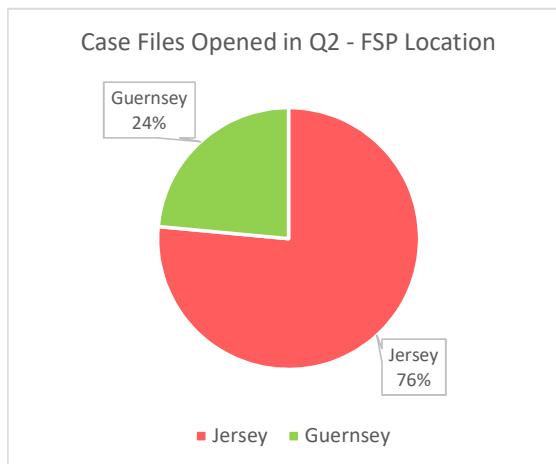
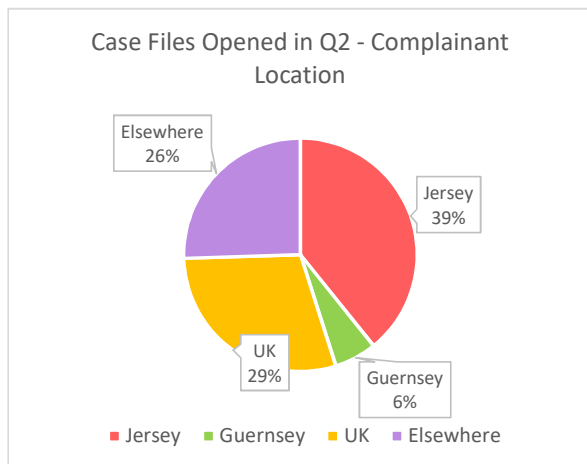
II: ANALYSIS OF CASE FILES

Period Analysis (Q2 2018)	
Opening Case File Inventory as at 1 April 2018	177
Case Files Opened in Q2 2018	51
Case Files Closed in Q2 2018	33
Net Period Change in Case File Inventory	+18
End of Period Case File Inventory as at 30 June 2018	195

Cumulative Analysis (2018 year to date)	
Opening Case File Inventory as at 1 January 2018	119
Case Files Opened 2018 year to date	140
Case Files Closed 2018 year to date	68
End of Period Case File Inventory as at 30 June 2018	195

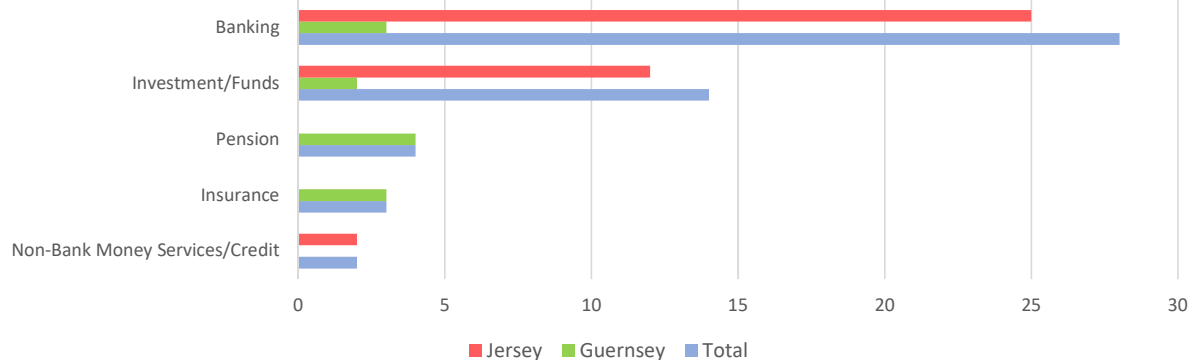
CASE FILE HIGHLIGHTS

- Of the 22 case files closed by mediation in Q2 2018, 68% (15) were mediated in favour of the complainant, with 32% (7) receiving compensation higher than the FSP's original offer and 36% (8) receiving the same level or less compensation than originally offered. 32% (7) of case files were mediated in favour of the FSP.
- Of the 6 case files closed by determination in Q2 2018, 67% (4) were determined in favour of the complainant, with 75% (3) receiving compensation higher than the FSP's original offer. 33% (2) of case files were determined in favour of the FSP.
- Of the 51 case files opened in Q2 2018, 39% (20) involve a Jersey-based complainant, 6% (3) involve a Guernsey-based complainant, 29% (15) involve a UK-based complainant, and 25% (13) involve a complainant from elsewhere.

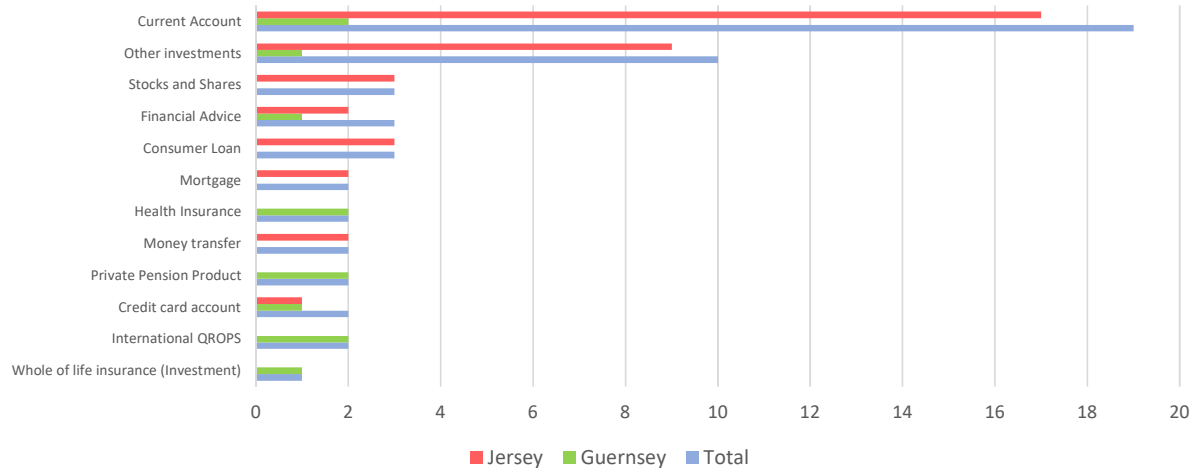


CASE FILE DATA

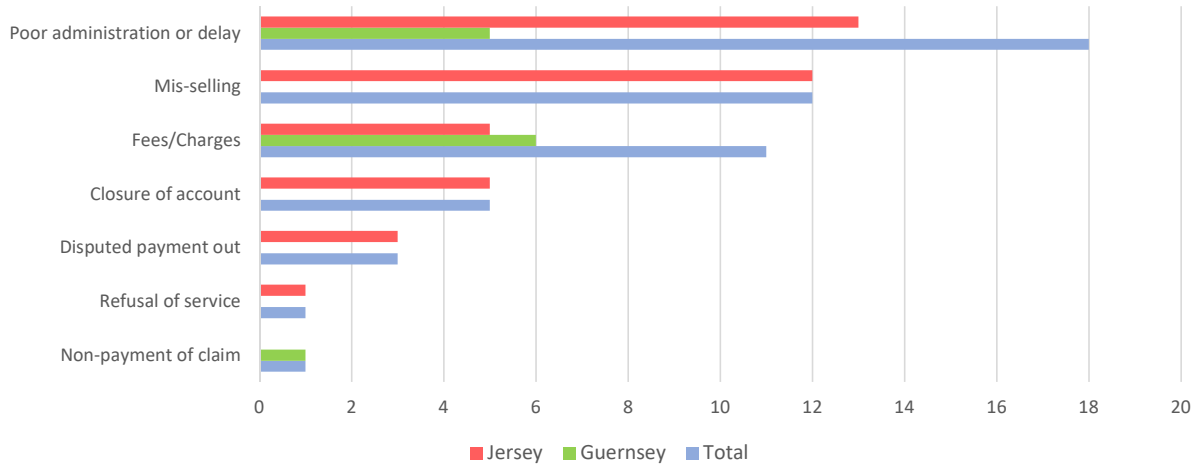
Case Files Opened in Q2 - Sector of Business Activity



Case Files Opened in Q2 - Product Areas



Case Files Opened in Q2 - Issue



CASE FILE HIGHLIGHTS (CONTINUED)

- Of the 51 case files opened by CIFO in Q2 2018, 37% (19) related to current accounts, 20% (10) related to other investments. The remaining 22 case files were in relation to 10 other product types.
- Poor administration or delay was the most common issue, occurring in 35% (18) of the case files opened by CIFO this quarter.
- Mis-selling and fees/charges were the second most common issues, represented in 24% (12) and 22% (11) of case files respectively.

Q2 Case Files - Top Product Areas		
Product	Number	Percentage
Current Account	19	37%
Other investments	10	20%
Stocks and Shares	3	6%
Financial Advice	3	6%
Consumer Loan	3	6%

Q2 Case Files - Top Issues		
Issue	Number	Percentage
Poor administration or delay	18	35%
Mis-selling	12	24%
Fees/Charges	11	22%
Closure of account	5	10%